




MONITOR REFERENCE SERIES

THE MONITOR REFERENCE SERIES

In designing the Monitor MR series, Monitor Audio has not so much raised the bar as propelled it to a new dimension. We've taken the hugely successful, award-winning Bronze Reference Series back to the blueprint and re-tuned, optimising every detail to re-define our meaning of entry-level. Equipped to compete with many more expensive offerings from rival brands and capable of jaw-dropping audio resolution in two-channel and multi-channel systems. Aesthetically it's a class apart as

well. Utilising a stunning pearlescent vinyl finish and vastly improved terminal panels, the six slender Monitor Reference models are gorgeous to look at and effortlessly easy to live with. Setting our new benchmark for style, performance and value, the Monitor MR series elevates in every way the reference standard for entry-level loudspeaker design. A potent new listening experience is released.

THE EVOLUTION OF A THOROUGHbred RANGE




C-CAM Tweeter

Advanced software simulation has allowed us to optimise the tweeter design bringing higher sensitivity and wider bandwidth to reveal the finest high frequency detail all the way up to 30kHz. We've developed the sophisticated tweeter chamber with graduated damping which controls undesirable resonances for a smoother more accurate response.



MMP II mid-range drivers

The MR mid-range driver incorporates the pointed phase dome utilised by our award-winning RS series speakers. Lending greater concentric rigidity to the voice-coil, this innovation greatly improves on and off-axis response in the critical mid-range region for life-like timbre and voices. Shorter voice coils and more agile motor assemblies give the drivers an improved transient response and higher overall efficiency.




Crossovers

Crossover design has been refined for each system using high quality components, skillfully arranged to reduce distortion for clean signal transfer. The PCB layouts incorporating laminated steel core inductors and audiophile-grade polypropylene capacitors keep signal paths as short as possible while isolating the components themselves from cross interaction and mutual coupling.



MMP II bass drivers

Using a combination of detailed FEA analysis and improved material specification we've developed a stronger driver chassis together with a more precise motor system for greater accuracy and deeper, faster bass. The chassis topology reduces unwanted rear reflections and the refined motor system allows the driver a far greater excursion without distortion. The drivers are individually designed and optimised for each MR loudspeaker.



Finishes

A choice of rich Black Oak and a pearlescent vinyl finish in Walnut; so exceptional are the finishes that it is difficult to tell them apart from real wood veneers.



Improved cabinet and terminal design

The floor-standing MR4 and MR6 models have discrete internal chambers providing an optimised air-load for their bass and bass/mid-range drivers, giving improved efficiency and mid-range clarity. A high-quality terminal panel blends easy access with high-end functionality and appearance.



MR1

The diminutive MR1 allows you to enjoy high quality sound in the smallest spaces. You'll fall in love with its agile, rhythmic performance and its liberating versatility. While retaining the compact dimensions of its BR1 predecessor, this reference compact monitor delivers superior bandwidth and improved linearity, so you hear more music with greater definition than ever before. The two-way MR1 utilises a single 5.5" MMP II bass driver and 1" C-CAM tweeter within a system optimised for genuine fidelity wherever you place it in the home.



MR2

An evolution of the multi-award winning BR2, the MR2 tunes the considerable talents of its forerunner to a new intensity. Improved crossover and driver designs combine to re-calibrate the capabilities of an acknowledged class champion, bringing greater dynamic expression, mid-range clarity and lower distortion to lovers of music and film sound. Loaded with a 6.5" MMP II bass driver and 1" C-CAM tweeter, the MR2's high quality cabinet mirrors the unobtrusive dimensions of the celebrated BR2, and so is easy to position, even in smaller rooms. Compact in size, but equipped to reproduce sound of immense stature and detail, the MR2 represents a stunning advance from every angle.



MR4

The MR4 has a svelte cabinet profile, housing potent 6.5" bass and bass/mid-range driver designs in a 2^{1/2}-way system of dedicated driver chambers, reinforced by comprehensive cabinet bracing to provide a remarkable blend of punch, deep bass extension and control. Overall frequency response is typically flat and this neutral balance is augmented by an extended, well-defined bass performance. The floor-level mounted terminal panel allows for easy access and avoids unnecessary trailing cable lengths.



MR6

Embraced by a beautifully slim floor standing cabinet, the MR6's 2^{1/2}-way system comprises a 1" C-CAM tweeter, supported by two 6.5" MMP II bass drivers and a single 6.5" MMP II bass/mid-range driver mounted within dedicated chambers. The twin chamber acoustic structure provides increased bass extension while maintaining a high overall sensitivity, and the bass drivers themselves have four layer coils to offer improved power handling and dynamics. The neutral character of a dedicated 6.5" mid-range driver completes a genuinely dynamic wide-bandwidth design, powerful but always alive to the rhythmic pulse of the music.



“Setting our new benchmark for style, performance and value, the Monitor MR Series elevates in every way the reference standard for entry-level loudspeaker design. A potent new listening experience is released.”



MR CENTRE

For the MR Centre, we've demolished the limitations of entry-level design by creating a speaker that not only reproduces voice with unfailing accuracy, but extends this performance to accommodate bass frequencies as well. This means the MR Centre will perform brilliantly as a centre and surround speaker, underpinned by the MRW-10 subwoofer. Its system of twin 5.5" MMP II drivers, 1" C-CAM tweeter and upgraded crossover matches perfectly with the system architecture of other MR series speakers for pin-point imaging at any location.




MRW-10

The MRW-10 subwoofer uses a 10" MMP II driver and 100 Watt Class-D power amplifier, devised in tandem to provide superior standards of control, speed and punch. Featuring a fully integrated switch mode power supply complete with an auto-ranging voltage input, the amplifier adds grip and clean bass delivery below 30Hz.



SPECIFICATIONS

	MR1	MR2	MR4	MR6	MR CENTRE
Frequency Response	55Hz – 30kHz	42Hz – 30kHz	36Hz – 30kHz	33Hz – 30kHz	60Hz – 30kHz
Sensitivity (1W@1M)	88dB	90dB	91dB	90dB	91dB
Nominal Impedance	6 Ohms	6 Ohms	6 Ohms	6 Ohms	6 Ohms
Power Handling Single (RMS)	70W	100W	150W	150W	120W
Recommended Amp. Requirements	15-70W	30-100W	30-120W	40-150W	20-120W
Bass Alignment	Bass reflex - Rear ported	Bass reflex - Front ported	Bass reflex - Ported front and rear	Bass reflex - Ported front and rear	Sealed cabinet
Drive Unit Complement	1 x 5.5" MMP II bass mid-range 1 x 1" gold dome C-CAM tweeter	1 x 6.5" MMP II bass mid-range 1 x 1" gold dome C-CAM tweeter	1 x 6.5" MMP II bass driver 1 x 6.5" MMP II bass mid-range 1 x 1" gold dome C-CAM tweeter	2 x 6.5" MMP II bass driver 1 x 6.5" MMP II bass mid-range 1 x 1" gold dome C-CAM tweeter	2 x 5.5" MMP II bass mid-range 1 x 1" gold dome C-CAM tweeter
External Dimensions (H x W x D) mm (inches) incl Plinth	260 x 165 x 180 (10 ^{1/4} x 6 ^{1/2} x 7 ^{1/16})	350 x 185 x 250 (13 ^{3/4} x 7 ^{5/16} x 9 ^{13/16})	850 x 185 x 255 (33 ^{7/16} x 7 ^{5/16} x 10 ^{1/16})	970 x 200 x 300 (38 ^{3/16} x 7 ^{7/8} x 11 ^{13/16})	165 x 460 x 165 (6 ^{1/2} x 18 ^{1/8} x 6 ^{1/2})
Weight (each) kg (lb)	3.5 (7.7)	5.6 (12.3)	12 (26.4)	17.2 (37.8)	6.2 (13.6)



	MRW-10
Low Frequency Limit	28Hz
Upper Frequency Limit	45 – 150Hz (variable)
Low Pass Filter Alignment	12dB/octave filter
Cabinet Alignment	Bass-reflex, 18mm construction
Amplifier Output	100 watts
Driver Complement	1 x 10" Long throw driver
Input Impedance	20k Ohms
Mains Input Voltage	110 - 120 Vac 220 - 240 Vac (Factory preset)
External Dimensions (H x W x D) mm (inches)	320 x 280 x 280 (12 ^{5/8} x 11 x 11)
Weight (each) kg (lb)	12.9 (28.4)



MONITOR REFERENCE AV SYSTEMS

Nothing quite beats the sensory excitement generated when audio and video are expertly combined. A blend of matched high performance driver technology, exceptional build quality and gorgeous matching finishes is the recipe for surround sound magic from the five-channel Monitor Reference systems. Their wide-band response and low distortion topology will resolve the clarity of multi-channel DVD-A and SACD and the brilliant detail of even the most complex film

soundtracks, liberating the chilling suspense of subtle effects as well as the full-blown impact of action scenes. The compact MR2AV system marries the MR2 speakers with the MR Centre, the awesome MRW-10 active subwoofer and the MR1s as the rear channels. The MR4AV adds the big sound of the MR4 to the same mix of surround speakers to impart in depth the dramatic texture and thrilling energy of every performance.

MONITOR AUDIO LTD

24 Brook Road, Rayleigh

Essex, SS6 7XJ

England

Tel: + 44 (0)1268 740580

Fax: + 44 (0)1268 740589

Email: info@monitoraudio.com

monitoraudio.com

Designed in the United Kingdom